


# Carlisle *Designs*

- SINGLE STOREY -



# Resort style living for today's modern families

Our Carlisle range has been a popular choice for many families over the years, and with the introduction of the Carrington range, the smaller version to this beautiful design range, the Carlisle is still proving to be one of our most popular designs within our collection.

With generous living areas coupled with corner stacker doors opening onto an alfresco oasis, and a large open plan gourmet kitchen with butler's pantry, keeping the kids entertained in their own activities room, while you relax in your media will appeal to many modern families.

The Carlisle range offers you a variety of options ranging from three, four, five bedrooms and even guest design with ensuite, it's no wonder why families gravitate towards the Carlisle range.

Have you heard about our 'Aspire' and 'Luxe Layout' options? Simply choose which options you would like to add to your home. Take one, or take them all. These options have all been created with you in mind, so you can build your home, your way to suit your lifestyle.

In choosing an Allworth Home you will have the benefit of 40 years master-built experience. We have mastered the planning and building process, honed to a point, being recognised as one of the most efficient builders in New South Wales.

We understand that all customers are different and all have distinct lifestyle needs. With many home designs to choose from, you'll be sure to find what you are looking for at Allworth Homes.

Take a look through our Carlisle brochure and talk to one of our friendly New Home Consultants.



**ADVANTAGE**

**Get the Allworth Advantage package for only \$2,900!**

*That's over \$35,000 of value inclusions for your new home!*

[allworthhomes.com.au/advantage-package](http://allworthhomes.com.au/advantage-package)



CARLISLE - CLOSED DISPLAY


Carlisle Four 30 not currently on display



# CARLISLE THREE 23

3 BEDROOM / MEALS / ALFRESCO




 SUITS 15.5m x 28m REGULAR LOTS

Width: 13.23m	Depth: 19.50m
Size: 23.13 sq.	Area: 214.90m <sup>2</sup>

# CARLISLE THREE 23.1

3 BEDROOM / ACTIVITIES / ALFRESCO




 SUITS 15.5m x 28m REGULAR LOTS

Width: 13.23m	Depth: 19.50m
Size: 23.13 sq.	Area: 214.90m <sup>2</sup>

# CARLISLE FOUR 26

4 BEDROOM / MEDIA / ALFRESCO




 SUITS 15.5m x 28m REGULAR LOTS

Width: 13.23m	Depth: 20.20m
Size: 26.15 sq.	Area: 242.96m <sup>2</sup>

# CARLISLE FOUR 26.1

4 BEDROOM / GREAT ROOM / ALFRESCO



 SUITS 15.5m x 28m REGULAR LOTS

Width: 13.23m	Depth: 20.20m
Size: 26.15 sq.	Area: 242.96m <sup>2</sup>

# CARLISLE FOUR 30

4 BEDROOM / MEALS / ACTIVITIES / MEDIA / ALFRESCO



SUITS 15.5m x 31m REGULAR LOTS

Width: 13.23m	Depth: 23.20m
Size: 30.00 sq.	Area: 278.72m <sup>2</sup>



# CARLISLE FOUR 30.1

4 BEDROOM / MEALS / ACTIVITIES / GREAT ROOM / ALFRESCO



 SUITS 15.5m x 31m REGULAR LOTS

Width: 13.23m	Depth: 23.20m
Size: 30.00 sq.	Area: 278.72m <sup>2</sup>

# CARLISLE FOUR GUEST 30

4 BEDROOM GUEST / ACTIVITIES / MEDIA / ALFRESCO



 SUITS 15.5m x 31m REGULAR LOTS

Width: 13.23m	Depth: 23.20m
Size: 30.00 sq.	Area: 278.72m <sup>2</sup>

# CARLISLE FIVE 30

5 BEDROOM / ACTIVITIES / GREAT ROOM / ALFRESCO



 SUITS 15.5m x 31m REGULAR LOTS

Width: 13.23m	Depth: 23.20m
Size: 30.00 sq.	Area: 278.72m <sup>2</sup>

# CARLISLE - FAÇADES

FAÇADE DISPLAYED AT HOMEWORLD WARNERVALE



NEW HAMPTONS 24°



ALTO 24°



BIZANTE 24°

FAÇADE DISPLAYED AT HOUSING WORLD WONGAWILLI



CAPE 24°



CLASSIC 24°

FAÇADE ONLY ON DISPLAY AT THAT LOCATION

FAÇADE DISPLAYED AT HOMEWORLD THORNTON



MODERNIST 24°



COASTAL 24°

FAÇADE DISPLAYED AT HOMEWORLD BOX HILL



COTTAGE 24°

FAÇADE DISPLAYED AT HOUSING WORLD WONGAWILLI



FLAIR 24°



HAMPSHIRE 24°

FAÇADE ONLY ON DISPLAY AT THAT LOCATION

# CARLISLE - FAÇADES

FAÇADE DISPLAYED AT HOMEWORLD THORNTON



WEST HAMPTONS 24°

FAÇADE DISPLAYED AT HOMEWORLD MARSDEN PARK & HOUSING WORLD NOWRA



HAMPTONS 24°



LARGO 24°

FAÇADE DISPLAYED AT HOMEWORLD WARNERVALE



METRO 24°

FAÇADE DISPLAYED AT HOMEWORLD WARNERVALE



PAVILLION 24°

FAÇADE ONLY ON DISPLAY AT THAT LOCATION



PORTICO 24°



RAZA 24°

FAÇADE DISPLAYED AT HOMEWORLD MARSDEN PARK



RESORT 24°

FAÇADE DISPLAYED AT HOMEWORLD WARNERVALE



TERRACE 24°

FAÇADE DISPLAYED AT HOMEWORLD THORNTON



URBAN 24°

FAÇADE DISPLAYED AT HOMEWORLD THORNTON & HOMEWORLD LEPPINGTON



VERVE 24°



VISTA 24°

FAÇADE DISPLAYED AT HOMEWORLD THORNTON & HOMEWORLD LEPPINGTON



VISTA LARGO 24°

FAÇADE ONLY ON DISPLAY AT THAT LOCATION



*Because you're worth it!*

[allworthhomes.com.au](http://allworthhomes.com.au)

**1300 769 988**

The content shown is the property of Allworth Constructions and may not be copied in whole or part without the express written permission of the company. Lot width and Lot depth sizes are to be used a guide only and is subject to Authority requirements, Developer guidelines and site conditions. Façades shown are for illustration purposes only and may alter structure and dimensions slightly depending on design. For more information contact your Allworth New Home Consultant. The content is correct at time of publishing (5.9.23) and supersedes any previous version published. AWH-SS-Brochure-Carlisle-5.9.23

**Allworth Constructions Pty Limited. ABN 78 002 565 353. BL34459.**